

# Diamond Princess®

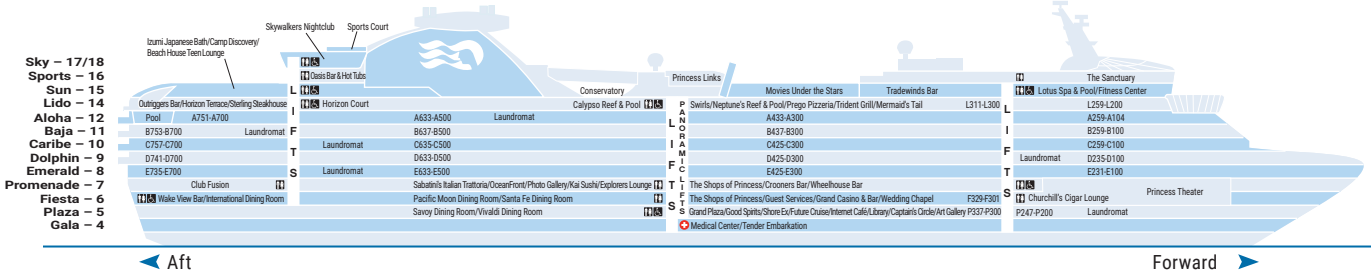
Guest Capacity: 2,670

Length: 952 ft.

Gross Tonnage: 115,875

Inaugural Cruise: March 13, 2004

Christened by: Yoshiko Tsukuda (wife of Kazuo Tsukuda, president of Mitsubishi Heavy Industries)



◀ Aft

Forward ▶

Sky 17/18

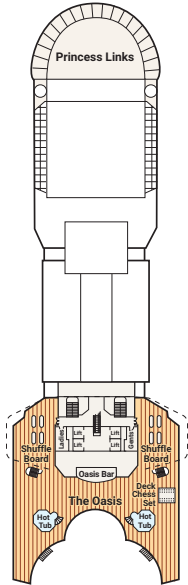
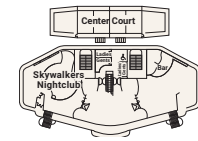
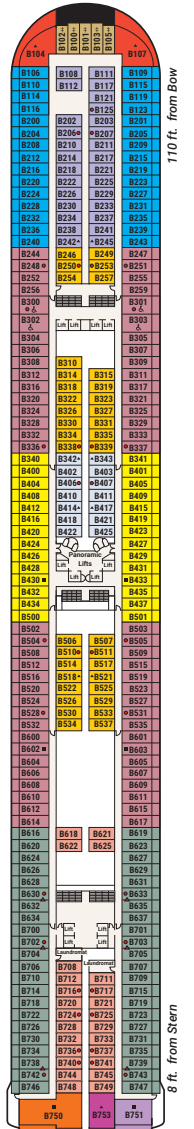
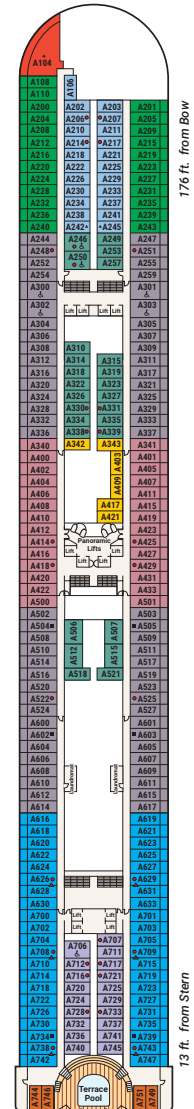
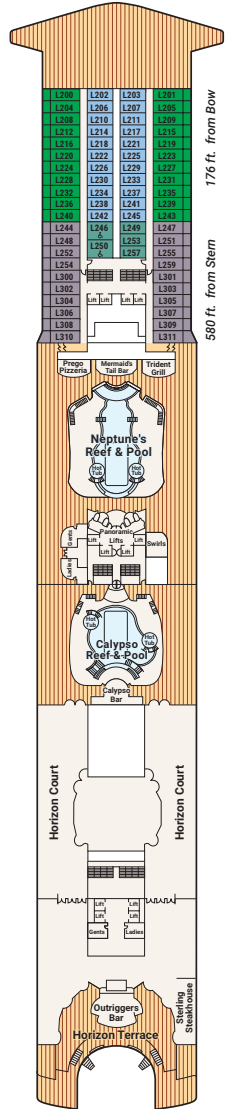
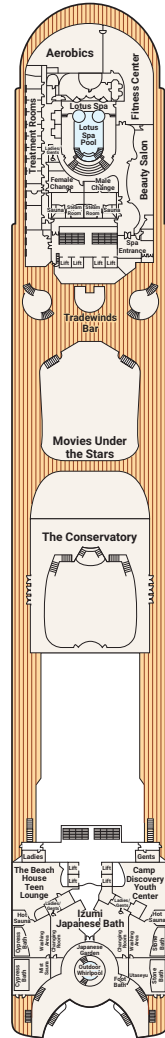
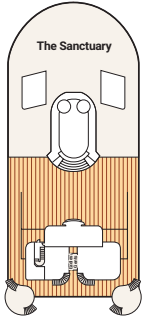
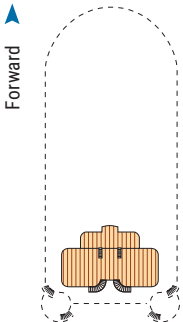
Sports 16

Sun 15

Lido 14

Aloha 12

Baja 11



▶ Aft

Public venues and stateroom categories may vary and are subject to change.

**Stateroom Description**

**SUITE**

- S1** Grand suite Aft (Baja)
- S2** Owner's suite Aft (Baja)
- S3** Penthouse suite Aft (Baja, Caribe)
- S4** Penthouse suite Mid-ship (Caribe)
- S5** Premium suite Forward (Aloha, Baja, Caribe)
- S6** Vista suite Aft (Caribe, Dolphin, Emerald)
- S8** Two-bedroom family suite Forward (Dolphin)

**CLUB CLASS MINI-SUITE**

- M1** Premium Mid-ship (Dolphin)

**MINI-SUITE**

- MB** Mid-forward, Mid-aft (Dolphin)
- MD** Aft (Dolphin)
- ME** Forward (Dolphin), Aft (Emerald)

**BALCONY**

- B2** Premium Mid-forward, Mid-aft (Caribe)
- B4** Premium Aft (Aloha, Caribe, Dolphin, Emerald)
- BA** Mid-ship (Baja)
- BB** Mid-forward, Mid-aft (Baja), Mid-ship (Aloha)
- BC** Mid-forward (Lido, Aloha), Mid-aft (Aloha)
- BD** Aft (Baja, Caribe)
- BE** Forward (Baja, Caribe), Aft (Aloha)
- BF** Forward (Lido, Aloha)

**OCEANVIEW**

- O5** Premium Forward (Baja, Caribe)
- OC** Mid-forward (Fiesta, Plaza)
- OF** Forward (Plaza)
- OV** Obstructed view Mid-ship (Emerald)

**OCEANVIEW (CONT.)**

- OW** Obstructed view Mid-forward, Mid-aft (Emerald)
  - OY** Obstructed view Forward (Caribe), Aft (Emerald)
  - OZ** Obstructed view Forward (Emerald)
- INTERIOR**
- IA** Mid-ship (Baja, Caribe)
  - IB** Mid-forward, Mid-aft (Baja, Caribe, Dolphin), Mid-ship (Aloha)
  - IC** Mid-forward (Lido, Aloha, Emerald, Plaza), Mid-aft (Aloha)
  - ID** Aft (Baja, Caribe, Dolphin)
  - IE** Forward (Baja, Caribe, Dolphin), Aft (Aloha, Emerald)
  - IF** Forward (Lido, Aloha, Emerald, Plaza)

- Fully Accessible stateroom, roll-in shower only
- Will accommodate third and fourth person
- Will accommodate third person
- Will accommodate third and fourth person, fourth berth is rollaway bed
- ‡ Balcony access when in port only
- ♦ Two-bedroom family suites D105/D101 and D104/D100: Connecting staterooms with private balcony; will accommodate six to eight persons (D101 and D100 not shown separately)
- \* Two twin beds not convertible to queen; shower only
- Connecting staterooms

**Caribe 10**


**Dolphin 9**

**Emerald 8**

**Promenade 7**

**Fiesta 6**

**Plaza 5**



Note: Some areas of the ship are not accessible to wheelchairs and scooters. Distances shown are from the bow (forward) or stern (aft) to the nearest stateroom. Certain stateroom categories may vary in size and configuration by ship. Stateroom views are considered unobstructed. Obstructions do not include certain nautical items like handrails, dividers or ship hardware. For balcony staterooms, the view is determined from the perspective of the balcony railing. Balconies may have either solid steel or glass railings. Upper berth and bed ladder capacities are 250 lbs. Staterooms that can accommodate rollaways have two lower berths and one upper berth, and the staterooms can accommodate a fourth berth as a rollaway bed upon request at time of reservation. There are a limited number of rollaway beds per ship, per voyage. Use of rollaway beds restricts cabin space. Call 1.800.774.6237 for more information.